

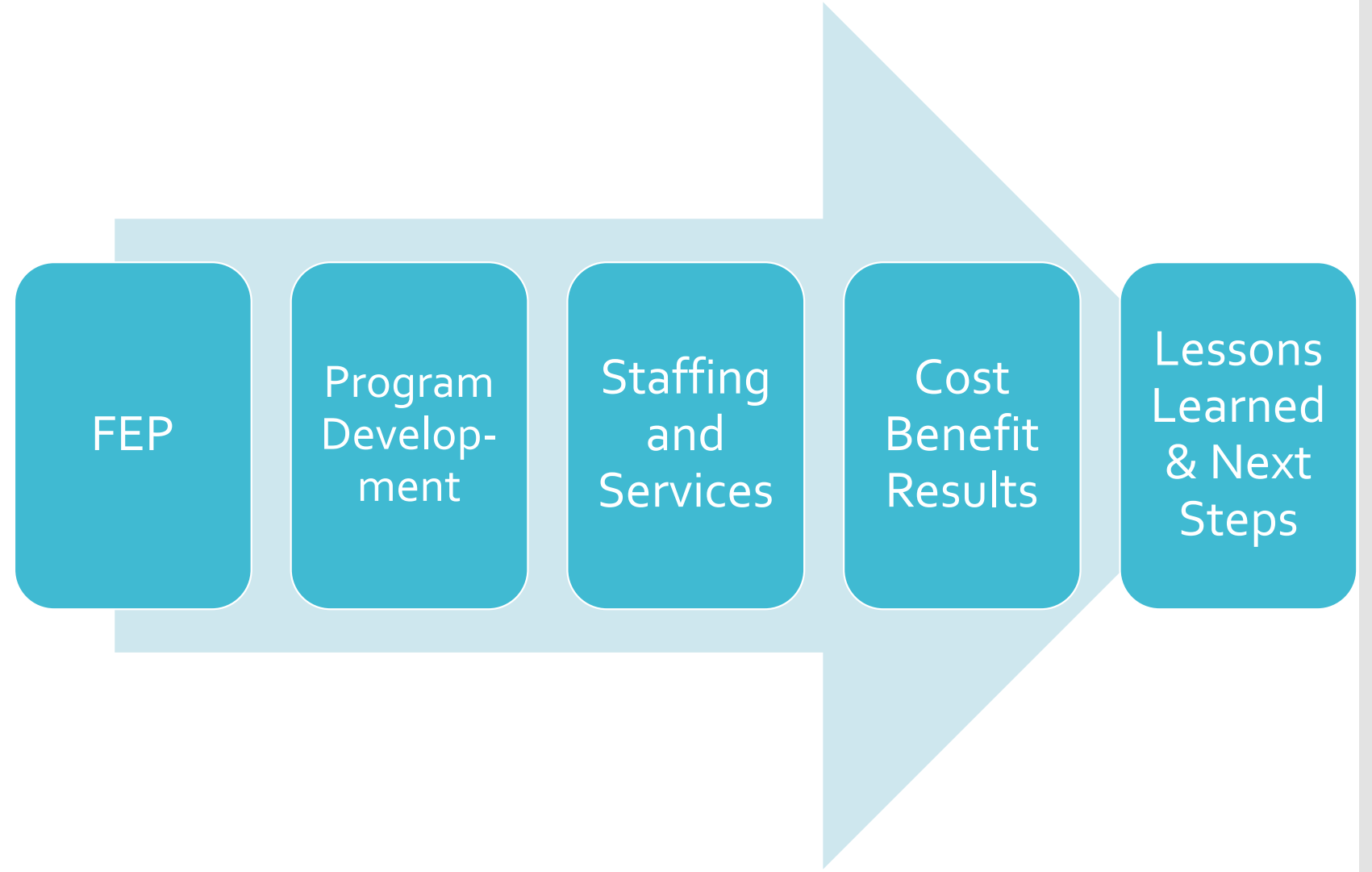
Aurora Mental Health Center (AuMHC) First Episode Psychosis (FEP)

Kristyn Olson, LCSW

Kerry-Ann Lewis Percy, Ph.D.



Plan for Today



First Episode Psychosis (FEP)

An
Office of Behavioral Health
(OBH)
Funded Program

- Youth 15-29 years
- Experienced or continue to experience FEP
- Early intervention – stabilize and reduce symptoms
- Promote independent living and improved quality of life
- Care and supportive services up to 3 years (regardless of ability to pay)

Program inception, growth, & current capacity

- Grant written: May 2016
- Grant awarded: September 2016
- Staff hiring and training: September 2016 – January 2017 (4 months)
- Enrollment of first client: February 2017
- Client capacity reached (30): October 2018
- Client waitlist started: October 2018
- Current client waitlist (as of 7.31.19): 12 clients
- Proposal for further funding: November 2018
- Additional monies awarded: March 2019 (part time clinician, additional prescriber time – capacity to enroll up to 42 total clients)

15-29 years old

Symptom onset
within past 2
years

Live in Arapahoe
County or
Aurora, CO

Voluntarily
participation

Who We Serve
FEP - Eligibility

FEP Staff

Services and Support

- *80% of all services are offered in-home/community location*
- *Program Manager*
 - Outreach, education, evaluations, enrollment, ongoing support, court-ordered treatment management
- *Primary Clinician*
 - Individual/Family/Group therapy, psychoeducation, coping skills, life skills, independent skill building, family/caregiver support group
- *Psychiatrist*
 - Medication management, symptom management, health and wellness education, family education
- *Case Manager*
 - Community resources, linkage to whole-health supports (PCP, Eye doc, Dentist, etc.), independent skill building, health and wellness coaching
- *SEES (Supported Employment & Education Specialist)*
 - Mock interview practice, job guidance/coaching, on-the-job support, education advocate, test prep, admission and enrollment support
- *Peer Specialist*
 - Life and social skills building, community groups and outings, WRAP (wellness recovery action plan) development, 1:1 support
- *Contractors*
 - Research and data analysis

FEP Cost- Effectiveness Analysis Results - So Far

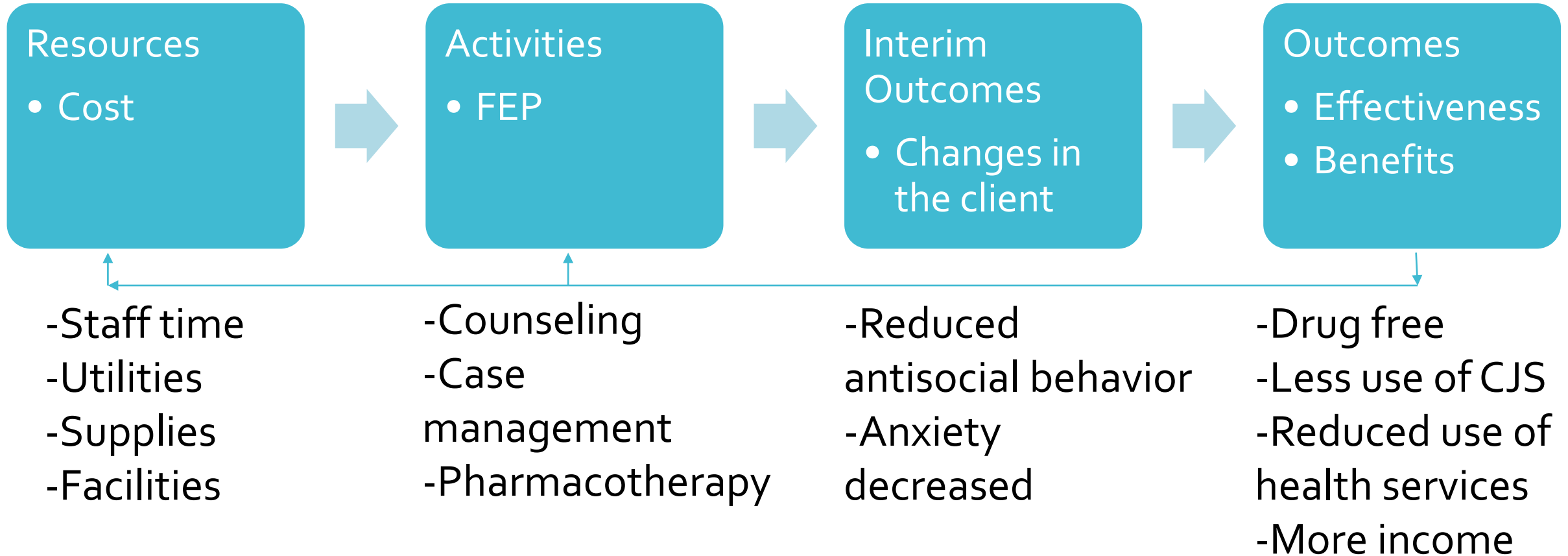


A New Environment



<https://tapwaterwatch.com/cost-benefit-analysis/>

AuMHC CPPOA Model





Costs

Operating cost

FEP Operating Costs		
Programmatic costs	Staff Salary	\$ 274,178.00
	Staff Mileage	\$ 1,400.47
	Interpretation	\$ 3,250.00
	Client Food	\$ 2,795.83
	Client Activities Outings	\$ 3,910.29
	Client Incentives	\$ 7,065.93
	Office Supplies	\$ 8,646.39
	SUB-TOTAL	\$ 301,246.91
Operational cost	Indirect Costs	\$ 69,126.00
	SUB-TOTAL	\$ 69,126.00
	GRAND TOTAL	\$ 370,372.91

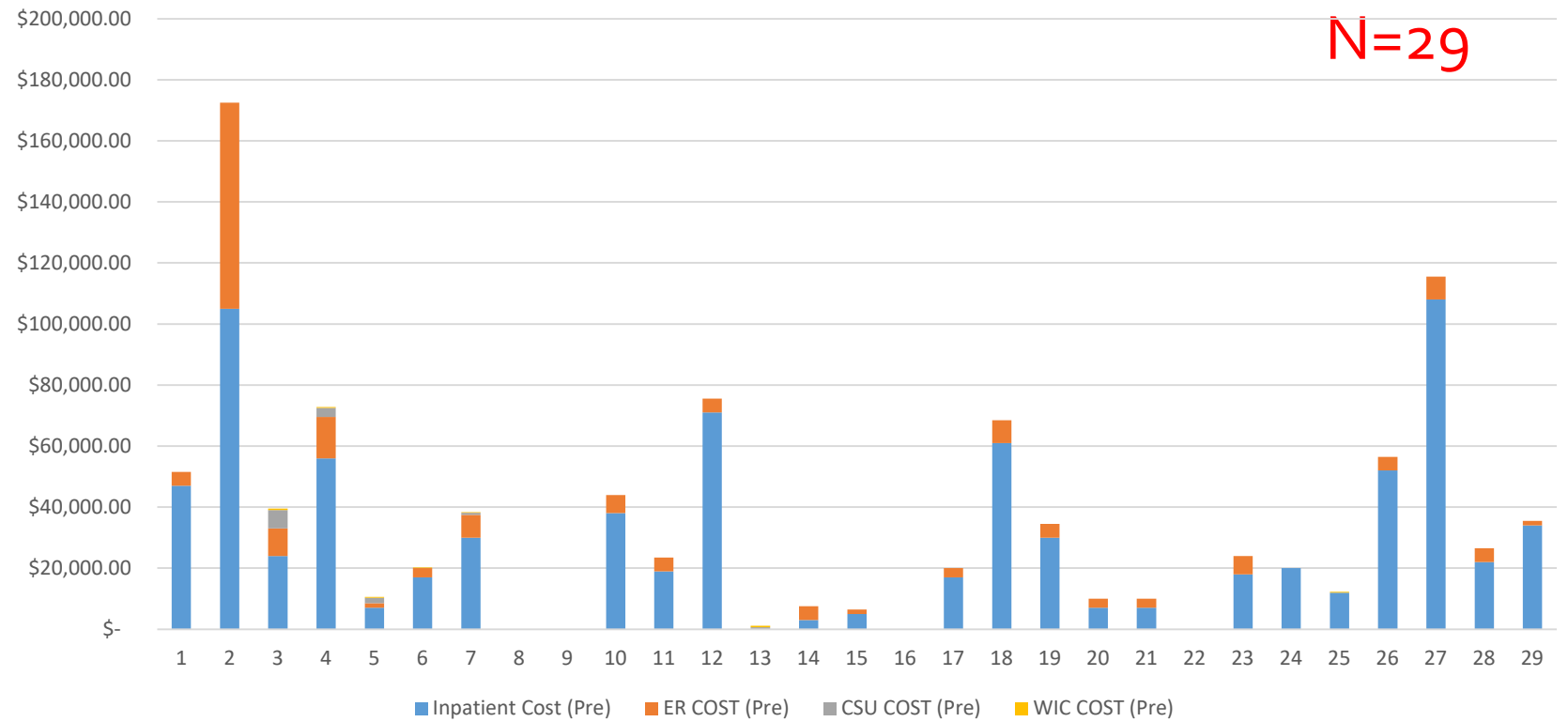
RAP - FEP Human Resource Time Allocations & Cost

		Manager		Psychotherapist		Case Manager		SEES		Peer Specialist		Prescriber		TOTAL	%
Indirect Activities	Administrative	\$186.45	13%	\$338.20	25%	\$205.00	25%	\$82.72	13%	\$54.60	16%	\$340.88	31%	\$1,207.85	124
	Capacity Building/Training	\$9.32	1%	\$8.46	1%	\$5.13	1%			\$ 4.20	1%			\$27.10	4.3
	Grant fidelity	\$18.65	1%											\$18.65	1
	Budgeting	\$745.80	5%											\$745.80	5
	Clinical Supervision	\$37.29	3%	\$33.82	3%	\$10.25	1%	\$10.34	2%	\$8.40	3%			\$100.10	12
	Supervising Others	\$149.16	10%											\$149.16	10
	Team Meeting	\$55.94	40%	\$50.73	4%	\$30.75	4%	\$31.02	5%	\$25.20	8%	\$204.53	19%	\$398.16	43
	Programmatic Meetings	\$261.03	18%											\$261.03	18
	Transportation			\$101.46	8%	\$102.50	3%	\$124.08	20%	\$67.20	20%			\$395.24	61
Direct Service Activities	Case Management			\$67.64	5%	\$466.38	57%							\$534.02	62
	Education Support							\$186.12	30%					\$186.12	30
	Group Activity / Outings									\$134.40	40%			\$134.40	40
	Client Outreach									\$42.00	13%			\$42.00	13
	Clinical Intervention			\$329.75	24%							\$545.40	50%	\$875.15	74
	Job coaching							\$186.12	30%					\$186.12	30
	Visits			\$ 422.75	31%									\$422.75	31

Health Care Cost

Health Care Cost for Individuals by Categories

N=29

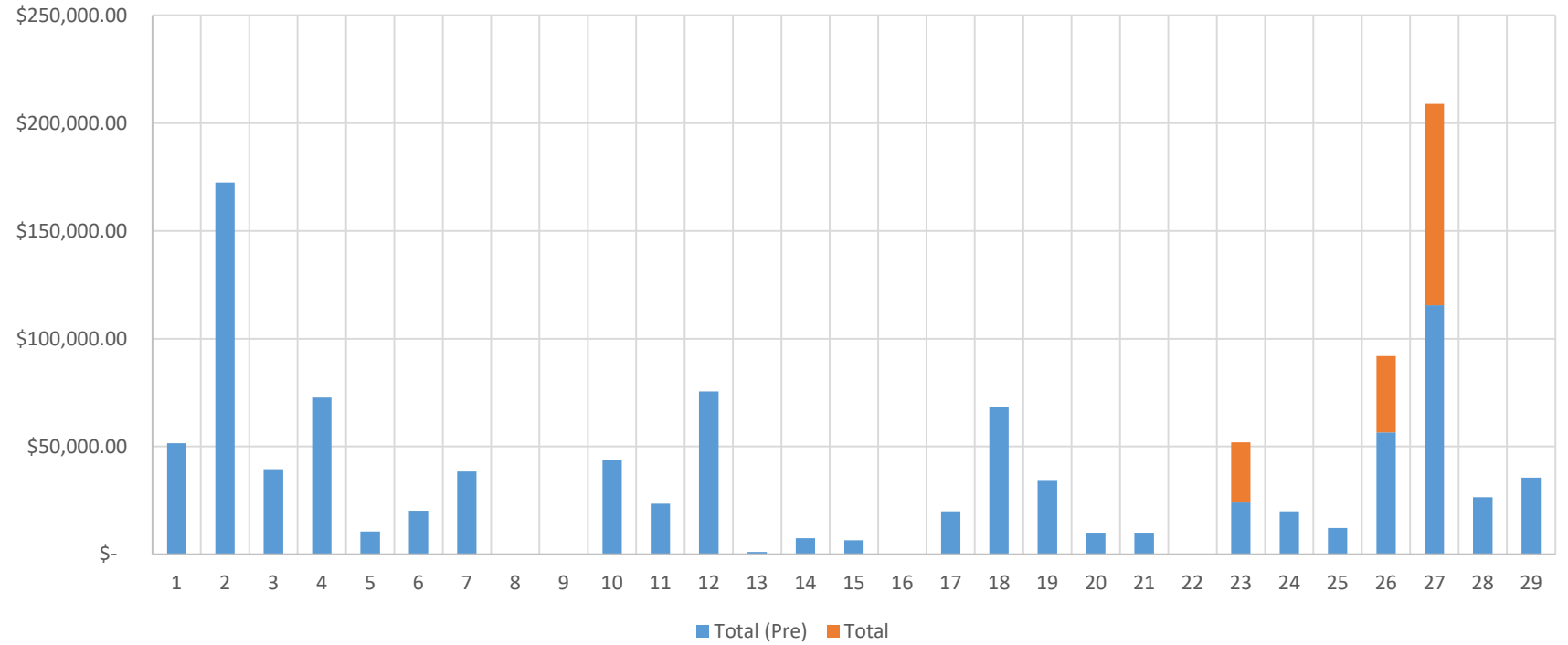




Benefits

Health System Benefits

Totals (All Categories) Pre & FEP N=29

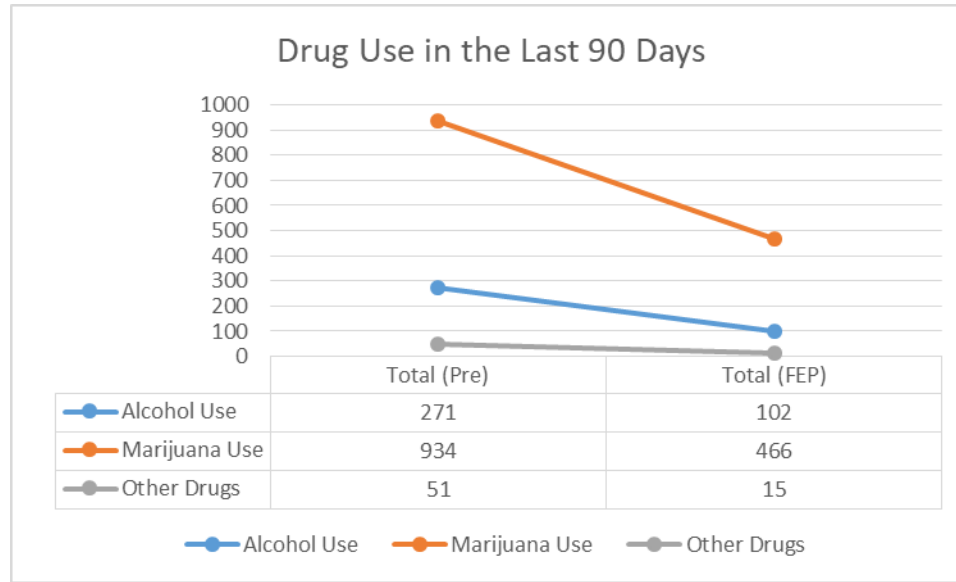




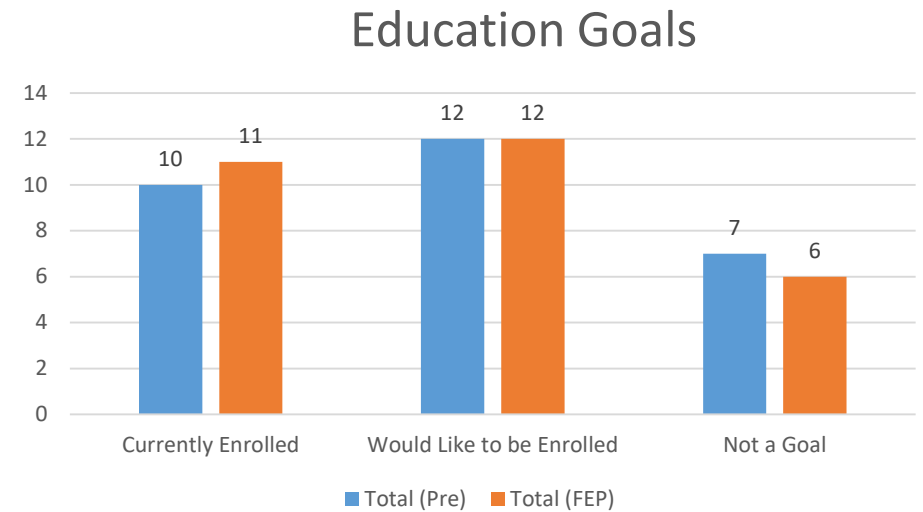
Effectiveness

Drug Use

Education Goals



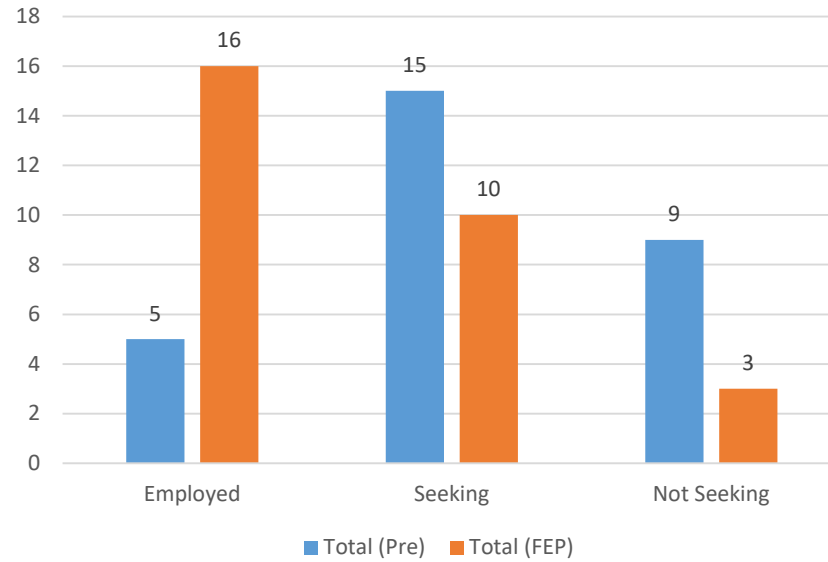
N=29



Employment Goals

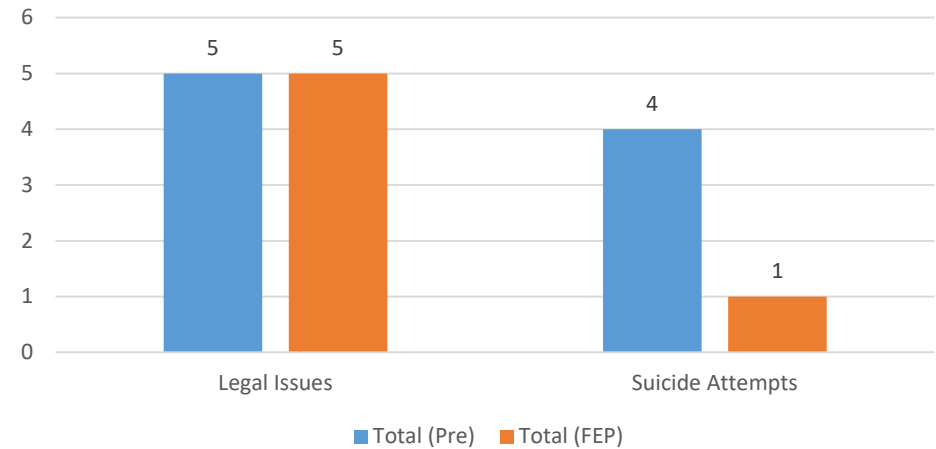
Other Outcomes

Employment Goals



N=29

Other Outcomes



The image features a white background with two large teal geometric shapes. On the left, a teal triangle points towards the center. On the right, a teal trapezoid is positioned. The text 'LESSONS LEARNED' is centered between these shapes.

LESSONS LEARNED

Next Steps

- Expansion
- Step-down programming
- Research across all Colorado FEP programs (7 total)

References

- EMT Associates. (2002). Estimating the cost of prevention programs
- Yates, B.T. (2015). Cost-Benefit and cost-effectiveness analyses in evaluation research. In *International Encyclopedia of the Social and Behavioral Sciences*, 2nd Ed. Vol 5. Oxford: Elsevier. Pp.55-62
- Yates, B. T. (2011). Delivery systems can determine therapy cost, and effectiveness, more than type of therapy. *Perspectives on Psychological Science*, 6(5), 498-502
- Yates, B.T. (1999). Measuring and improving cost, cost-effectiveness, and cost-benefit for substance abuse treatment programs: A manual. US Department of Health and human Services

Thank you



<https://chrissanders.org/2015/05/questions-in-investigations/>